

High-Voltage Resistors

High-Voltage Flat Style Resistor Series FSX, FEX, and FBX

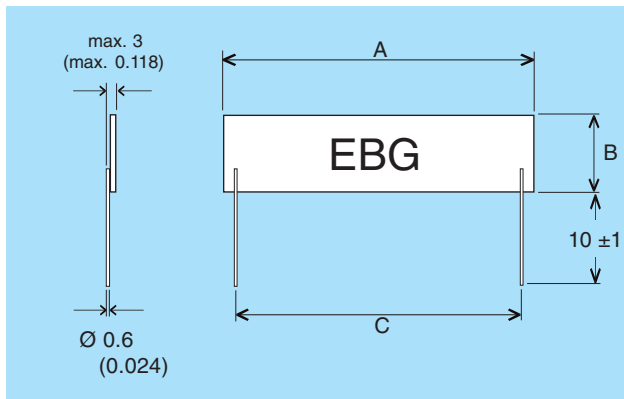
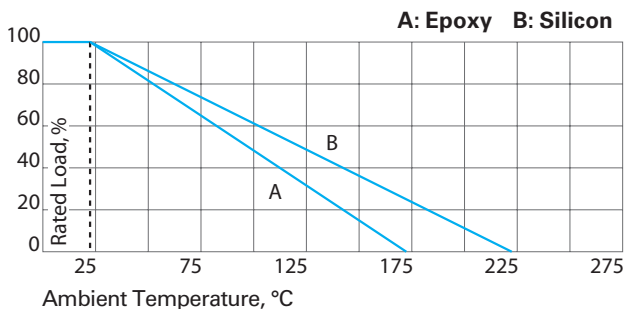
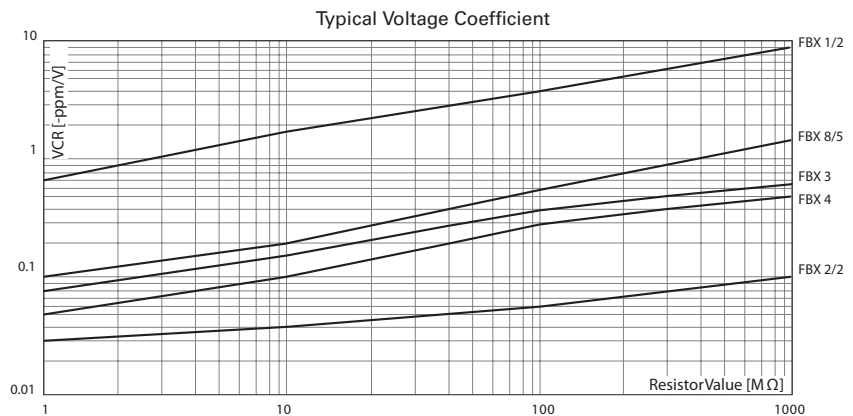
TC of 80 ppm/°C combined with precision tolerances ($\pm 0.5\%$ to $\pm 10\%$) and wide ohmic range (200 Ω –2 G Ω)

Low-cost, high-voltage resistors that provide high-density packaging in large volume applications.

- Three different coatings available
 - Series FSX; silicone conformal for high-temperature operation (225°C)
 - Series FEX with epoxy coating for maximum moisture protection
 - Series FBX with surface silicone print as an inexpensive alternative
- High voltage withstanding up to 24,000 V
- Six different sizes
- Thickness max. 3 mm (0.118 inch) only for high-density packaging
- Non-Inductive Design

Specifications

- Resistance range: 200 Ω to 2 G Ω
- Resistance tolerance: $\pm 0.5\%$ to $\pm 10\%$
- Temperature coefficient (up to 100 M Ω): ± 80 ppm/°C from -5°C to $+105^\circ\text{C}$ referenced to $+25^\circ\text{C}$ R > 100 M Ω : 150 ppm/°C
- Max. operating voltage: "S"; upon request up to 35% higher than listed (please contact our local representative)
- Voltage coefficient (typically): see below



Model no.	Wattage at 70°C	Max. continuous oper. KV	Dimensions in millimeters Dimensions in inches		
			A (max.) ± 0.50 ± 0.02	B (max.) ± 0.50 ± 0.02	C ± 0.50 ± 0.02
FBX1/2	0.50	3,000*	12.90 0.51	3.40 0.13	10.20 0.40
FBX5/5	0.65	4,500*	17.15 0.68	3.40 0.13	15.24 0.60
FBX8/5	1.60	6,000*	25.60 1.01	5.30 0.21	22.90 0.90
FBX3	3.00	9,000*	38.30 1.51	6.60 0.26	35.50 1.4
FBX4	4.00	11,500*	51.00 2.01	6.60 0.26	48.20 1.9
FBX2/2	5.00	16,500*	51.00 2.01	12.90 0.51	48.20 1.9

* when used in clean air

Model no.	Wattage at 70°C	Max. continuous oper. KV	Dimensions in millimeters Dimensions in inches		
			A (max.) ± 0.50 ± 0.02	B (max.) ± 0.50 ± 0.02	C ± 0.50 ± 0.02
FEX1/4	0.25	4,000	13.80 0.54	5.00 0.20	10.20 0.40
FEX5/5	0.35	7,000	19.05 0.75	5.08 0.20	15.24 0.60
FEX4/5	0.80	9,000	26.10 1.03	6.70 0.26	22.90 0.9
FEX3/2	1.50	13,000	38.90 1.53	7.90 0.31	35.50 1.40
FEX2	2.00	17,000	51.50 2.03	8.10 0.32	48.20 1.90
FEX2/2	3.00	24,000	51.50 2.03	8.10 0.32	48.20 1.90

Model no.	Wattage at 70°C	Max. continuous oper. KV	Dimensions in millimeters Dimensions in inches		
			A (max.) ± 0.50 ± 0.02	B (max.) ± 0.50 ± 0.02	C ± 0.50 ± 0.02
FSX1/2	0.50	4,000	13.60 0.54	4.50 0.18	10.2 0.40
FSX5/5	0.65	6,000	17.85 0.70	4.50 0.18	15.24 0.60
FSX8/5	1.60	8,000	25.90 1.02	6.30 0.25	22.90 0.90
FSX3	3.00	12,000	38.70 1.52	7.50 0.30	35.50 1.40
FSX4	4.00	15,000	51.3 2.02	7.50 0.30	48.20 1.90
FSX2/2	5.00	22,000	51.30 2.02	14.20 0.56	48.2 1.90

The above spec. sheet features our standard products. For further options, please contact our local EBG representative or contact us directly. For updated information, please visit our website!